



Southern Tasmanian Badminton Association Incorporated
 101 Cascade Road South Hobart Tasmania 7004
 Treasurer@SouthernTasBadminton.com.au
 ABN 16 720 833 957
 17 September 2017

Treasurer's Report for year ended 30 June 2017

Summary

Overall, STBA had a loss of \$12,875 for the financial year ended 30 June 2016. The total bank balance available has dropped to \$159,239, and total current assets to \$179,606.

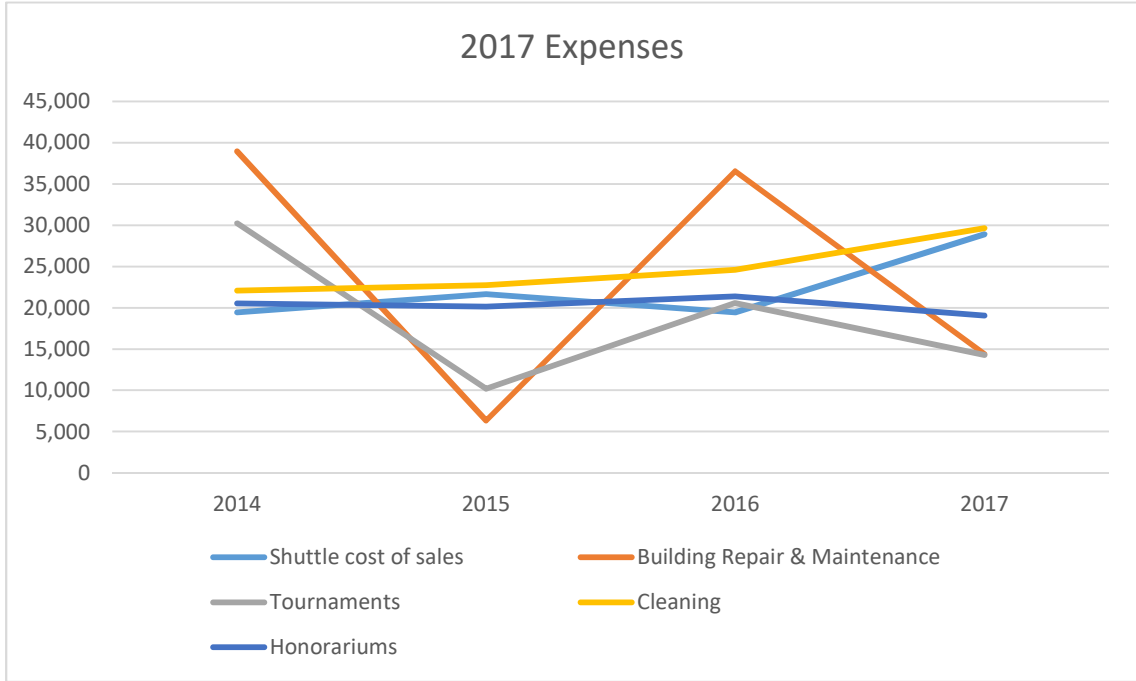
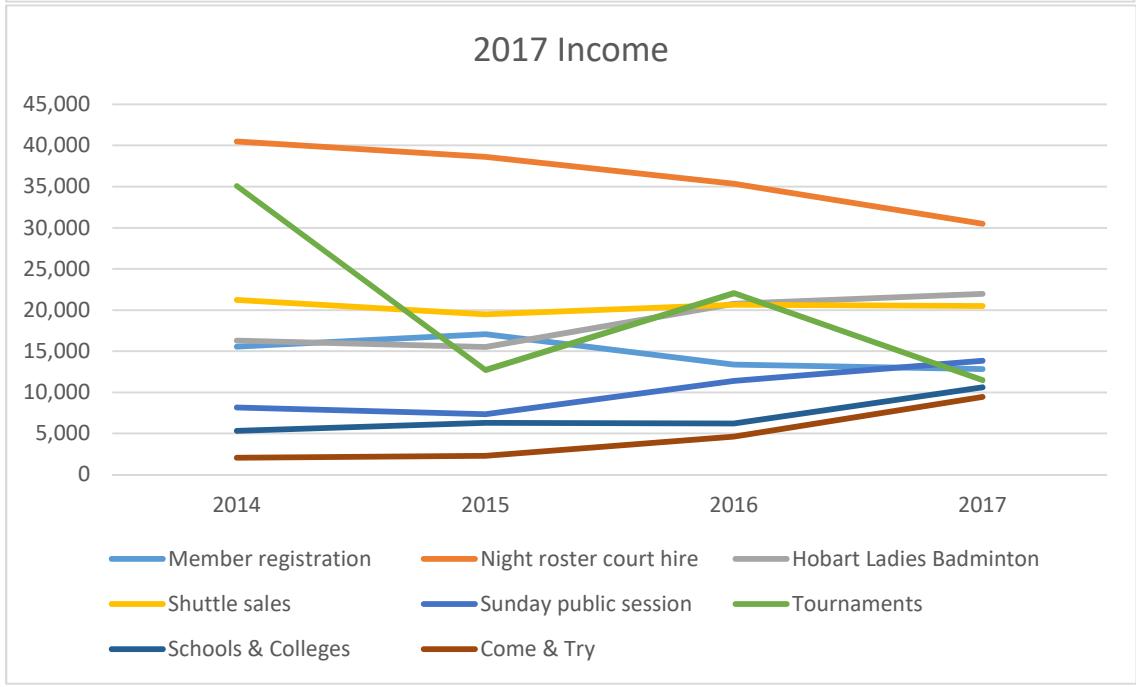
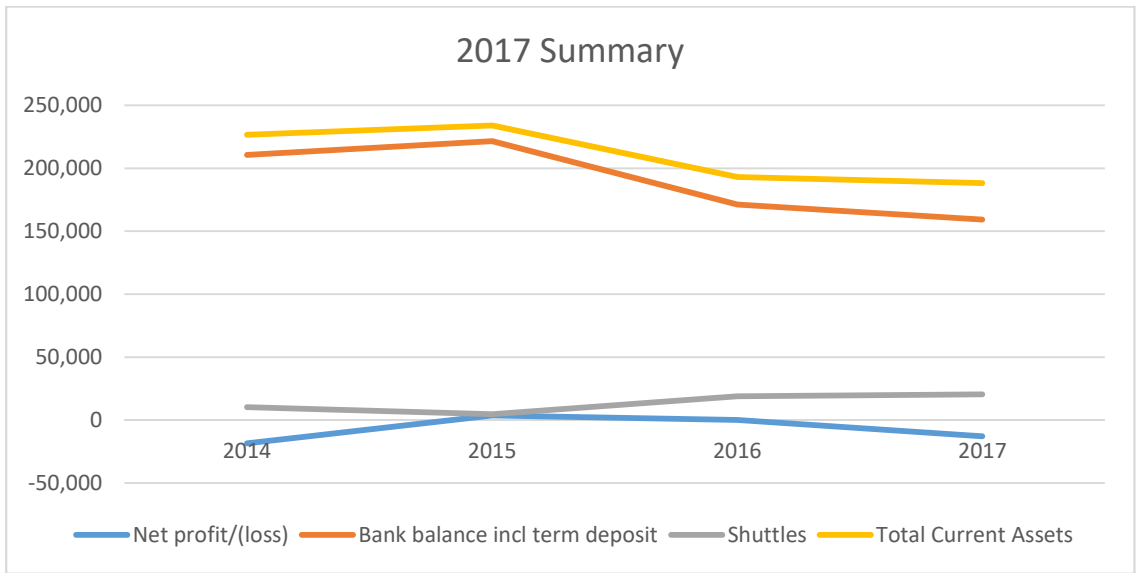
Financial position

Profit/Loss & Assets	2014	2015	2016	2017
Net profit/(loss)	-18,436	3,540	- 34,399	-12,875
Bank balance incl term deposit	210,488	221,645	171,096	159,239
Shuttles	10,135	4,609	18,791	20,367
Total Current Assets	226,604	234,069	192,927	179,606

Income and Expenses of note

Income	2014	2015	2016	2017
Member registration	15,559	17,055	13,364	12,817
Night roster court hire	40,493	38,620	35,353	30,480
Hobart Ladies Badminton	16,291	15,518	20,778	21,972
Shuttle sales	21,234	19,498	20,642	20,475
Sunday public session	8,178	7,354	11,373	13,847
Tournaments	35,089	12,696	22,030	11,483
Schools & Colleges	5,312	6,306	6,229	10,607
Come & Try	2,040	2,290	4,612	9,437
Saturday Vets & Others	7,130	8,042	6,996	6,598
Miscellaneous court hire	5,565	5,877	6,804	5,702
Coaching court hire	3,542	3,626	4,634	2,280

Expenses	2014	2015	2016	2017
Shuttle cost of sales	19,427	21,646	19,427	28,885
Building Repair & Maintenance	38,924	6,341	36,541	14,404
Tournaments	30,227	10,184	20,575	14,276
Cleaning	22,079	22,743	24,598	29,640
Honorariums	20,535	20,130	21,375	19,063



This loss was contributed by various factors:

- Decline in Member registration (158 in Roster 3 2017, 168 in Spring Roster 2016), with commensurate decline in related Roster court fees, shuttle sales, coaching, and tournament entries. In particular the Roster Court fees have dropped \$5,000 since the 2016 year.
- Increase in shuttle stock and purchase price.
- Increase of general running costs such as electricity, rates and cleaning.
- Decline of tournament entries and increased expenses.
- Fewer financial grants.
- Replacement of court hall fluorescent lights with LED lights.

Countering the decline of member registrations, there is a good general continued increase in the number of players attending the casual sessions (Saturday, Come & Try, Public Sessions) and a 70% increase in the Schools & Colleges participation.

The Hobart Ladies Badminton continues to show great participation as their numbers grow.

Of improvements noted this year was the purchase & installation of 36 LED lights over courts (\$10,600 approx) to improve playing conditions. The efforts of Alan and David are very appreciated in this much needed upgrade, as well as Alan's generous donation of the initial lights on Court 8 for the trial.

Future

The financial year has seen a consolidation of the financial position for the STBA given some building and increased general expenses, and outside of the Roster membership, the Association's activity is increasing through the various casual sessions and the Juniors, Schools And Colleges programs.

The committee and members have worked and continue to work hard to increase the profile and participation of the STBA within the community, as well as improve playing conditions, .plus building facilities and income streams. Of note are:

- Great success in the Juniors, Schools And Colleges programs managed by Rowan and Rose, with schools coaching provided by Greg. These efforts are anticipated to bring more young players into the game of badminton as their sport of choice.
- Reaching out to the University community through the efforts of President Rob lead to members of the UTAS Badminton Club joining for 2017 Rosters.
- Continued monthly advertising in local newspapers.
- Addition of new STBA tournament (Summer Invitational).
- Distribution of The Shuttle Feed newsletter to approx 320 subscribers.
- Continuing increase in sponsorship from local businesses.
- More payment options for invoiced customers (via online payments) and at tournaments with EFTPOS (credit card payments).
- Social events such as the Quiz Night managed by Nathan.
- Engagement of a Development Officer to develop participation and development programs, and to further increase the community awareness of STBA presence, bringing more people in the sport of badminton and into the doors of the STBA.

- The Committee is actively researching alternatives for the refurbishment of the aging court surface, particularly on courts 1 to 8. Along with the improved lighting, this major commitment may enable STBA to host international tournaments.
- Submission of grants including the flooring and building improvements, such as wheel chair access and a possible upgrade of the kitchen.
- Rental of the facilities to more social and sporting groups.

The coming year looks to have many exciting prospects for the STBA.

I would like to thank President Rob, Secretary Rose, the Committee and past Treasurers Vicky & Alan for their guidance in helping me in this role for the Association.

Peter Stewart

Treasurer

Southern Tasmanian Badminton Assn

Profit and loss

01 Jul 2016 - 30 Jun 2017

ABN: 16720833957

Generated 07 Sep 2017

		Total
Income		
4-0210	Court Hire - Night Roster	\$30,481
4-0230	Court Hire - Coaching	\$2,280
4-0240	Court Hire - Come & Try	\$9,437
4-0310	Court Hire - Hobart Ladies Badminton	\$21,972
4-0315	Court Hire - Friday night session	\$222
4-0330	Court Hire - Saturday Vets & Others	\$6,598
4-0350	Court Hire - Sunday public session	\$13,847
4-0360	Court Hire - Schools & Colleges	\$10,607
4-0399	Court Hire - Miscellaneous	\$5,702
4-0410	Social Hall hire	\$1,506
4-0420	Registration Fees	\$13,126
4-0510	Shuttle sales	\$20,475
4-0610	Rental income - Canteen	\$1,737
4-0740	GRANT from Badminton Australia	\$6,363
4-0810	General Sponsorship Income	\$6,796
4-1110	City of Hobart income 2017	\$3,271
4-1130	Tournament - STBA Winter Invitational	\$2,299
4-1135	Tournament - STBA Summer Invitational	\$2,107
4-1140	Tournament - Gosen Aust Malay Champs	\$1,650
4-1150	Tournament - Tasmanian Team Championships	\$4,927
4-1410	Tournament - STBA Vets	\$500
4-1510	Quiz Night income	\$1,305
4-2010	Other Income -Interest received	\$3,212
4-2020	Other Income - Dividends received	\$110
Total Income		\$170,211
Less Expenses		
6-0305	Cost of Sales - Shuttles	\$28,885
6-0315	Commission paid for selling shuttles	\$74
6-0331	Capitation fees -TBA	\$17,900
6-0400	Honorariums	\$19,063
6-0410	Committee expenses	\$645
6-0510	Cleaning and Rubbish Removal	\$29,640
6-0520	Liquor licence	\$362
6-0530	Rates and Water Charges	\$9,486
6-0535	Rental Expenses	\$1
6-0540	Electricity - Aurora	\$11,784

6-0550	Security and Monitoring	\$1,309
6-0560	Fire Equipment etc	\$302
6-0580	Depreciation Expense	\$4,320
6-0610	Insurance - Building, Contents, Income	\$6,818
6-0630	Insurance - Workers Compensation	\$795
6-0710	Building Repair & Maintenance	\$10,280
6-0720	General Repairs & Maintenance	\$4,124
6-0810	Audit fees	\$0
6-0840	Annual Organizational Registration	\$56
6-0910	Bank fees and charges	\$553
6-0915	Merchant card fees	\$0
6-0920	MYOB Paydirect Online fees	\$0
6-1000	Accounting fees -MYOB	\$359
6-1110	Stationery, Postage, Photocopying, Printing	\$1,133
6-1200	Advertising	\$2,616
6-1210	Telephone and internet expenses	\$2,467
6-1220	Website costs	\$3,188
6-1310	Trophy and Pennant costs	\$1,669
6-1320	Tournament - City of Hobart expenses	\$2,551
6-1330	Tournament - Tasmanian Championships expenses	\$2,535
6-1340	Tournament - STBA Winter Invitational expenses	\$1,016
6-1345	Tournament - STBA Summer Invitational expenses	\$1,411
6-1350	Tournament - Tasmania Team Championship Expense	\$2,175
6-1630	Session Manager payments	\$4,164
6-1650	First Aid supplies	\$272
6-1670	Catering	\$2,623
6-1690	Honour Boards, Artwork	\$130
6-1710	School Roster expenses	\$2,500
6-1730	Junior Development expenses	\$350
6-1830	Gosen Australian & Malaysian Championship expenses	\$4,588
6-6300	Sundry expenses	\$395
6-7010	\$25 Gift Vouchers	\$50
6-9999	Bad Debts	\$459
Total Expenses		\$183,086
Operating Profit		-\$12,875
Less Other Expenses		
9-2000	Bank reconciliation	-\$13,390
Total Other Expenses		-\$13,390
Net Profit		\$515

Southern Tasmanian Badminton Assn

Balance Sheet 30 Jun 2017

ABN: 16720833957

Generated 12 Sep 2017

Assets

Current Assets		
1-1000	Business Transaction Account	12,587
1-1100	Term Deposit	102,743
1-1400	Business Online Saver Account	43,909
1-1405	Petty Cash	107
1-1406	Sunday Public Session Float	100
1-1510	Shuttles, Feather	18,664
1-1520	Shuttles, Plastic	1,703
1-1550	Shares in MyState Financial	1,858
1-1800	Accounts receivable	6,660
Total Current Assets		188,331
Fixed Assets		
1-2000	Badminton Centre Building	3,401,200
1-2010	Badminton Centre Building Accumulated Depreciation	0
1-2200	Badminton Centre Leaseholding Improvement	69,938
1-2210	Leaseholding Improvement Accumulated Depreciation	-14,314
1-2600	Plant & Equipment at cost	80,262
1-2610	Plant and Equipment Accum Depreciation	-72,715
Total Fixed Assets		3,464,371
Total Assets		3,652,702
Liabilities		
Current Liabilities		
2-1200	Unexpended BA Grant Funds	0
2-1800	Accounts payable	1,333
2-1850	Accruals	842
2-2200	GST collected	4,898
2-2400	GST paid	-4,856
Total Current Liabilities		2,217
Total Liabilities		2,217
Net Assets		3,650,485
Equity		
3-1500	Reserve fund for Court Resurface	20,000
3-1510	Junior Development Reserve	6,844
3-1600	Retained earnings	819,725
3-1800	Current year earnings	515
3-2000	Asset Revaluation Reserve	2,803,402
Total Equity		3,650,486

**Southern Tasmanian Badminton Association Inc
Depreciation Schedule**

	Method	Effective life	Commission date	Cost	Accumulated depreciation	CWDV @30/06/2016	2016-17 Depreciation	CWDV @30/06/2017
<u>Plant & Equipment</u>								
Items fully depreciated				45,802	45,804			
Heater x 12	Straight Line	10	1/07/2005	8,009	8,009	-	-	-
Hand Dryers	Straight Line	10	1/07/2005	2,894	2,894	-	-	-
Westinghouse Stove	Straight Line	10	1/07/2005	723	723	-	-	-
Locker cupboards	Straight Line	10	1/07/2005	5,260	5,260	-	-	-
Referee Stand	Straight Line	10	1/07/2009	1,842	1,493	533	184	349
Computer x 1	Straight Line	5	1/07/2010	1,133	1,133	-	-	-
Printer x 1	Straight Line	5	1/07/2010	517	517	-	-	-
Desk x 1	Straight Line	10	1/07/2010	699	524	245	70	175
Glass display cabinets x 3	Straight Line	10	1/07/2013	3,756	2,424	1,708	376	1,332
Extractor Fan at Kitchen	Straight Line	5	1/07/2013	1,245	1,004	490	249	241
Camera - Stallards	Straight Line	5	1/07/2012	405	398	88	81	7
Woodson Bain-Marie - Kitchen	Straight Line	10	1/07/2013	1,770	706	1,241	177	1,064
Fridge - Kitchen	Straight Line	5	1/07/2015	514	206	411	103	308
Defibrillator	Straight Line	10	1/07/2015	1,903	380	1,713	190	1,523
ISO Carbon 450 racquets x 15	Straight Line	5	15/07/2015	491	192	397	98	299
Gosen Shuttle feeder	Straight Line	5	9/08/2015	2,727	1,030	2,242	545	1,697
Vacuum Cleaner	Straight Line	5	4/05/2016	572	18	554	-	554
Subtotal				80,262	72,715	9,067	2,073	7,549
Per B/S @30/6/2017				80,262	72,715			
<u>Leaseholding Improvements</u>								
Carpet in the hall way	Straight Line	10	1/07/2012	6,636	3,517	3,783	664	3,119
Kitchen upgrade	Straight Line	40	1/07/2010	5,637	1,054	4,724	141	4,583
Foundation Repairs	Straight Line	40	1/07/2010	57,665	9,743	49,364	1,442	47,922
Subtotal				69,938	14,314	57,871	2,247	55,624
Per B/S @30/6/2017				69,938	14,314			
Total				3,551,400	129,544	3,425,623	4,320	3,421,858